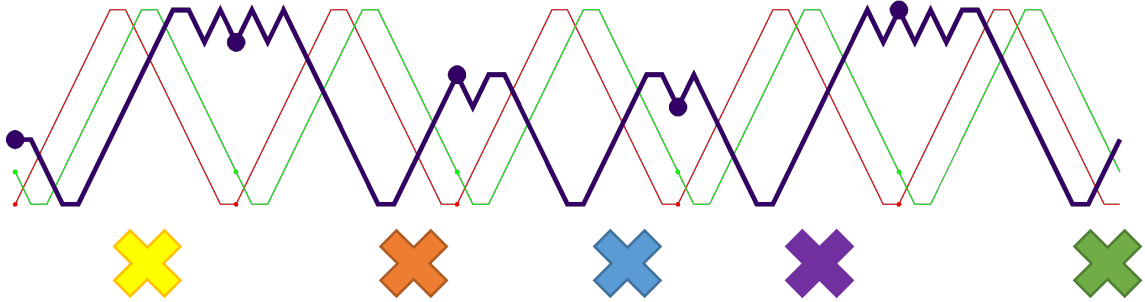







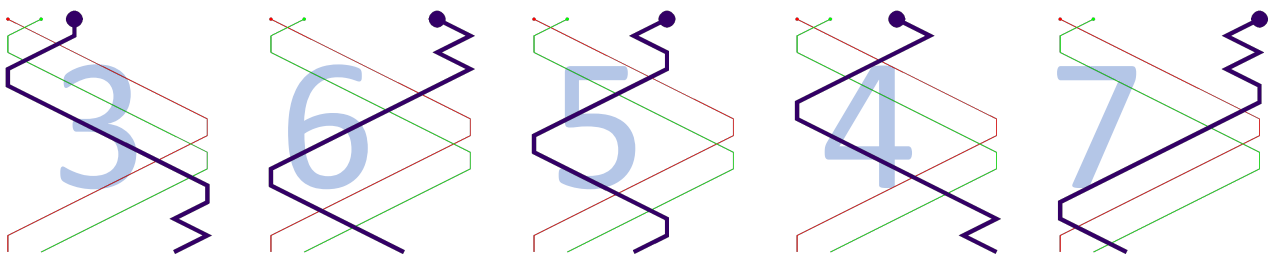
Single Oxford Bob Triples



The method is like Single Oxford Bob Minor but with two hunt bells. The effect of this is to keep the backwork the same (3 dodges and lie or lie and 3 dodges). Instead of doing frontwork like Bob Minimus on the front 4 you ring Grandsire Doubles on the front 5.

- Rules:
-  Pass the treble in 2nd place Make 3rds and back in to lead
 -  Pass the treble in 3rd place Dodge 4/5 up, two in 5ths and in
 -  Pass the treble in 4th place Two in fifths, dodge 5/4 down and in
 -  Pass the treble in 5th place Hunt up, 3 dodges 6/7 UP Lie and go in
 -  Pass the treble in 6th place Hunt up, Lie, 3 dodges 7/6 DOWN and go in

When you are dodging in 6/7 or 7/6 but can't remember which or how many dodges you have done, Look out for the treble again. Keep dodging until you see the treble directly below you. You need to go in if you ring over it at backstroke (you will be in 6th place). If you ring over the treble at handstroke (You are in 7th place) lie over it and go in at the next backstroke.



Bobs and Singles

The front 5 bells do exactly what you would do for a bob or a single of Grandsire Doubles. If you take the treble off lead you are the hunt bell so you plain hunt until the next call. The hunt bell double dodges 5/4 down and goes into the method. The bell in 4ths place double dodges twice with the hunt bell 4/5 up, lies and goes back in. The bells dodging in 6/7 are UNAFFECTED.

